

ORDERING INFORMATION

CATHETER SIZE	INSERTION LENGTH*	SETS	UPGRADE KIT	SIDHOLES	QUANTITY
15.5F	19 CM	MBPS019E.	MUPS019E.	NO	5/BOX
15.5F	23 CM	MBPS023E.	MUPS023E.	NO	5/BOX
15.5F	28 CM	MBPS028E.	MUPS028E.	NO	5/BOX
15.5F	33 CM	MBPS033E.	MUPS033E.	NO	5/BOX
15.5F	37 CM	MBNS037E.	—	NO	5/BOX
15.5F	42 CM	MBNS042E.	—	NO	5/BOX
15.5F	19CM	MBPS019SE.	MUPS019SE.	YES	5/BOX
15.5F	23CM	MBPS023SE.	MUPS023SE.	YES	5/BOX
15.5F	28CM	MBPS028SE.	MUPS028SE.	YES	5/BOX
15.5F	33CM	MBPS033SE.	MUPS033SE.	YES	5/BOX
15.5F	37CM	MBNS037SE.	—	YES	5/BOX
15.5F	42CM	MBNS042SE.	—	YES	5/BOX

*Insertion length measured from tip to cuff.

SET CONTENTS: (1) Symetrex® Catheter (1) Valved Introducer, 16F (1) Introducer Needle (1) Guidewire (1) Adhesive Wound Dressing (1) Tunneling Device (1) Vessel Dilator, 12F (1) Vessel Dilator, 14F (2) End Caps (1) Patient I.D. Card (1) Patient Label (1) Scalpel (2) Stylets (37 CM & 42 CM kits do not include stylets)

UPGRADE KIT CONTENTS: (1) Symetrex® Catheter (2) Stylets (2) End Caps (1) Patient I.D. Card (1) Patient Label

IMPORTANT RISK INFORMATION

Indications for Use: The Symetrex® Long Term Hemodialysis Catheter is a symmetric tip dual lumen catheter designed for chronic hemodialysis. It may be inserted percutaneously. Catheters with greater than 37 CM implant length are indicated for femoral placement.

Contraindications: Do not use this catheter in thrombosed vessels or for subclavian puncture when ventilator is in use. This device is contraindicated whenever:

- Used for any purpose other than indicated in these instructions.
- The presence of other device related infection, or septicemia is known or suspected.
- Severe chronic obstructive lung disease is present.
- Tissue factors in the localized area of device placement will prevent proper device stabilization and/or access.
- Venous thrombosis or vascular surgical procedures have occurred at the prospective placement site.
- Post irradiation of prospective insertion site.

Refer to Instructions for Use provided with the product for complete instructions, warnings, precautions, and contraindications. Observe all Instructions for Use prior to using products. Failure to do so may result in patient complications.

CLINICAL REFERENCES

1. Vesely, TM The Challenges of Hemodialysis Catheter Use. Endovascular Today June 2013
2. Mickley, V Central Venous Catheters: Many Questions, Few Answers. Nephrol Dial Transplant. 2002 Aug;17(8): 1368-73.
3. Guttman, DM et al. Malfunctioning and Infected Tunneled Infusion Catheters: Over-The-Wire Catheter Exchange Versus Catheter Removal and Replacement. J Vasc Interv Radiol. 2011; 22:642-646. Doi: 10.1016/j.jvir.2011.01.440.
4. NKF-KDOQI Clinical Practice Guidelines and Clinical Practice Recommendations. 2006 Updates – Clinical Practice Guideline for Vascular Access. Guideline 2. Selection and Placement of Hemodialysis Access (Rationale: Catheters and Port Catheter Systems [CPg 2.4])
5. Rudski, LG et al. Guidelines for Echocardiographic Assessment of the Right Heart in Adults: A Report from the American Society of Echocardiography Endorsed by the European Association of Echocardiography. J Am Soc Echocardiogr. 2010 Jul;23(7):685-713; quiz 786-8. doi: 10.1016/j.echo.2010.05.010.
6. Twardowski, ZJ et al. Side Holes at the Tip of Chronic Catheters are Harmful. J Vasc Access. 2001; 2:8-16.

Medical Components, Inc.
1499 Dejo Dr.
Harleysville, PA 19438, U.S.A.
P: 215.256.4201 F: 215.256.1787
www.medcompnet.com

EC REP

MPS Medical Product Service GmbH
Borngasse 20
35619 Braunsfels
Germany

CE 2797

PN2625 Rev. B 1/21

medCOMP

TekMed
1300 720 727
www.tekmed.com.au

TekMed NZ
0800 456 217
www.tekmed.co.nz



FS521104



SYMETREX®

LONG TERM HEMODIALYSIS CATHETER



NOW AVAILABLE WITH SIDHOLES

medcompnet.com

SYMETREX®

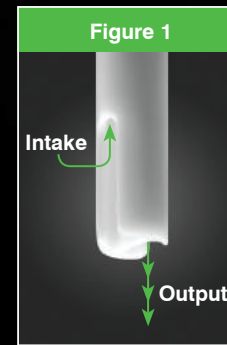
DESIGNED TO PRESERVE ACCESS

Green Means Go™

The innovators at Medcomp proudly introduce the Symetrex® Long Term Hemodialysis Catheter engineered and designed to **Preserve Access**. Our novel, symmetrical tip was inspired by the desire to improve patient outcomes and rethink traditional catheter designs that may lead to premature catheter failure. Symetrex® combines RF tipping technology with a unique anti-wall suction design to produce a low recirculation, high flow catheter that meets the demands of the clinician, while our “Green Means Go” hub and luer system readily identifies the device in the dialysis unit. **Symetrex® ...Preserving Access leads to Improved Outcomes.**

FDA Cleared to “Reverse Lines as Needed.”

- Over 1/3 of hemodialysis catheters are run in reverse flow¹
- Concern for high recirculation leads to catheter exchanges²
- Infection rates are 3.2x higher with exchanged catheters³



Symmetrical Tip*


- FIGURE 1. Less than 1% recirculation**

RF Tipping

- Smooth rounded edges

Anti-wall Suction Design

- FIGURE 2. Designed for maximum surface area and increased flow



Short Functional Tip

- KDOQI recommends placing tip in mid atrium⁴
- Right atrial lengths range from 3.2-5.5cm⁵
- Competitor tip designs are as long as 3cm
- FDA cleared to “reverse lines as needed”


High Flow / Lower Pressure

- 18% lower pressure gradient than Palindrome™* at a flow rate of 450mL/min*

SYMETREX® WITH STYLET



CATHETER TIP LENGTHS (Graph to Scale)



Easy On – Easy Off Tunneler

SYMETREX®	FACTS
Tip Protection No barbs or forced attachment	Most tunnelers have barbs
Secure Attachment Tongs grips for ease of use	Barbs can cause damage to the tip
Atraumatic Tongs release once sheath is removed	Rough surfaces are known to cause thrombosis ⁽⁶⁾
	Minute catheter surface irregularities permit platelet adhesion ⁽⁶⁾

*When tested in vitro **In vitro data on file

TekMed™

1300 720 727

www.tekmed.com

TekMed NZ™

0800 456 217

www.tekmed.co.nz



FS521104

